

How to activate your MATE ID?

MATE ID

- At the Hungarian University of Agriculture and Life Sciences (MATE), IT systems are accessed with a uniform user ID. This is called the MATE ID and (for students) is the same as the Neptun ID.
- **All university IT services will be available with this ID.**
- The ID and the related e-mail account will be created the day after the student enrollment (establishment of legal relationship with the university) is established.
- The new account is disabled by default and cannot be used until activated.
The ID can be activated at <https://joker.uni-mate.hu> (JoKeR).
- Enter the user's date of birth as the initial password after the word Ne (eg Ne19891005). Account activation is required as part of the mandatory password change. This password change does not affect the Neptun system, there you can log in with a local password.

Step 0: go to <https://joker.uni-mate.hu>

Step 1: select English flag

Step 2: enter neptun code

Step 3: enter password (Neyyyymmdd (Ne+your birth date))

Step 4: log in

Step 5: If you can not log in , then inform helpdesk (5)

← → ↻ <https://joker.uni-mate.hu/index.php?lang=en> ☆ 🇮🇪 🇬🇧 1

Menu

Please log in to view the menu.

© MATE IT

Error Reporting: helpdesk@uni-mate.hu 5
Design: HTML5 UP
Version: 1.1.6 (2024.03.13)

IT Authorization Management System

MATE
MAGYAR AGRÁR- ÉS
ÉLETTUDOMÁNYI EGYETEM

This is NOT the Neptun system, it is an IT Authorization Management System.
If you want to use Neptun, open to this link: https://neptun.uni-mate.hu/en/neptun_login/

MATE ID	2	<input type="text"/>
Password	3	<input type="password"/>
		4 <input type="button" value="LOGIN"/>

For employees, the MATE ID is 3 letters 4 numbers.
For students, the ID is the same as the NEPTUN code.
If you have previously used webmail, wifi, or e-learning systems,
try using the password used in these systems,
not the default password!

- Step 6: if you successfulli logged in, you shall read the warning line
- Step 7: please activate your account by clicking to green button Activate account
- Step 8: change your password and do not forget it, because this ID and password combo is for e-learning access too



Account Details

6

⚠ Warning: password change required! Until you change your password, you will not be able to access any services that use central authentication!

MATE ID	<div></div>
Account status	Account not activated 7 ACTIVATE ACCOUNT
Computer login	Account not activated
M365 login	Account not activated
Password Validity	Account not activated
Account type	Student

How to enter e-learning?

E-learning

The system supports the acquisition of knowledge independently, at your own pace, with the help of control questions and tasks, and at the same time the examination can be implemented here.

In support of the learning process, it provides an opportunity to keep in touch with the instructors and students of the courses.

To use the E-learning (<http://elearning.uni-mate.hu>) service, the user must be activated as described in the MATE ID section.

Step 1: go to <https://elearning.uni-mate.hu/?lang=hu>

Step 2: select English language

Step 3: read tutorial


Step 4: click on log in

Browser address bar: <https://elearning.uni-mate.hu/?lang=en>


Navigation menu: Home Courses Tutorial for Students Resources ▾


Language: English (en) Log in


Hungarian University of Agriculture and Life Sciences (MATE) E-learning Portal



Navigation arrows: < >

 Tutorial for Students 3

 E-learning News



Step 5: select language English

Step 6: MATE ID = Neptun code

Step 7: if you want device to remember you, then put checkmark in this box

Step 8: password you have set in joker website

Step 9: Log in

Step 10: having trouble read the red box and inform helpdesk (heldesk@uni-mate.hu)



MAGYAR AGRÁR- ÉS
ÉLETTUDOMÁNYI EGYETEM



Magyar | English **5**

Enter your username and password

A service has requested you to authenticate yourself. Please enter your username and password in the form below.



Username

7

☐ Remember my username

Password

6

8

Login

9

Help! I don't remember my password.

10

Without your username and password you cannot authenticate yourself for access to the service. There may be someone that can help you. Consult the help desk at your organization!

Probably you got to a Hungarian language site
Step 11: change language
Step 12 : Click on Nyelv and select English

MATE
MAGYAR AGRÁR- ÉS
ÉLETTUDOMÁNYI EGYETEM

Kezdőoldal Irányítópult Kurzusaim Kurzusok Hallgatói útmutató Hírek - GYIK Linkek

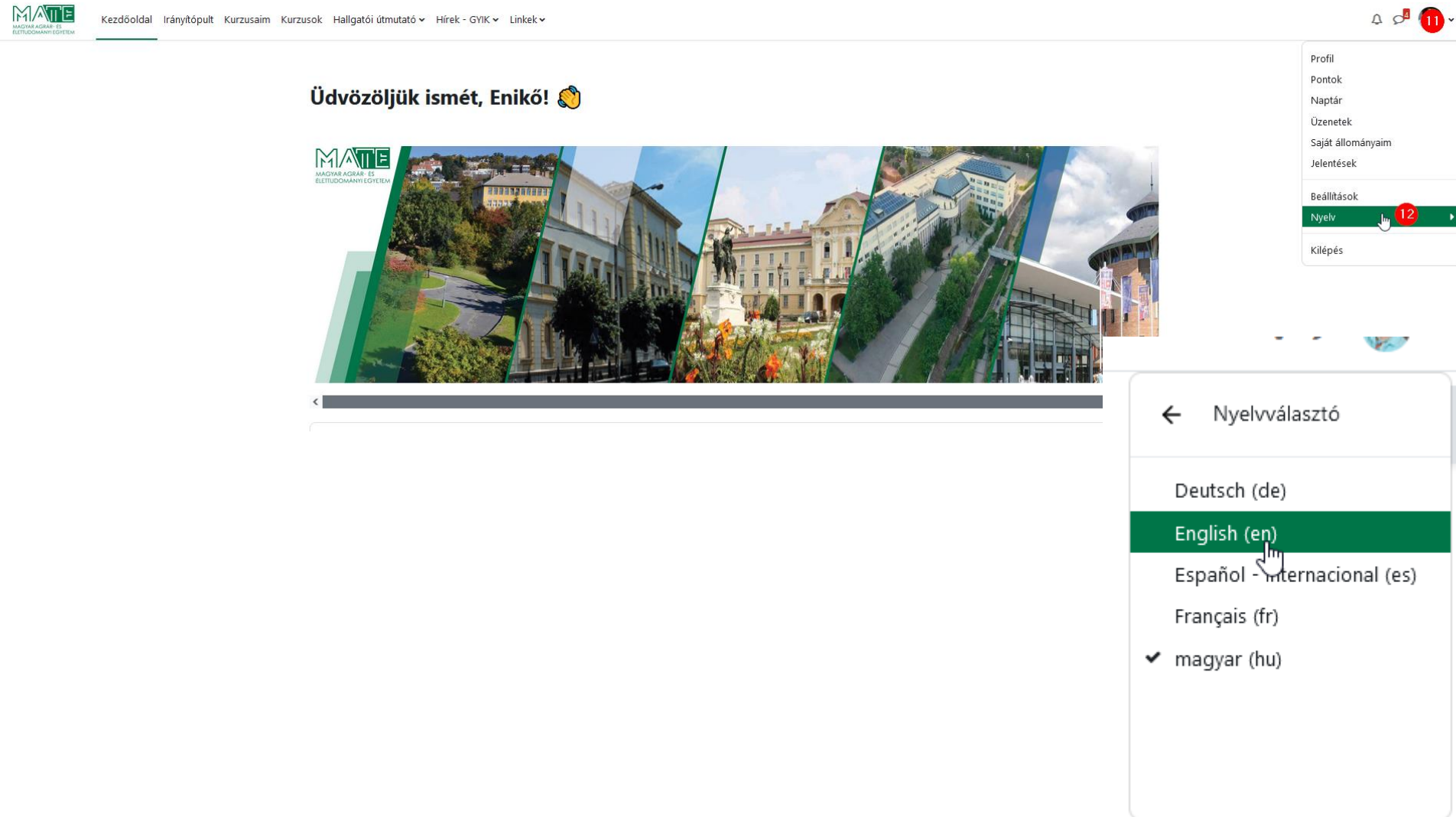
Üdvözljük ismét, Enikő! 🖐️

MATE
MAGYAR AGRÁR- ÉS
ÉLETTUDOMÁNYI EGYETEM


Profil
Pontok
Naptár
Üzenetek
Saját állományaim
Jelentések
Beállítások
Nyelv 12
Kilépés

← Nyelvválasztó

Deutsch (de)
English (en)
Español - internacional (es)
Français (fr)
✓ magyar (hu)

The image is a screenshot of the MATE (Magyar Agrár- és Élettudományi Egyetem) website. At the top, there is a navigation bar with the MATE logo and several menu items: Kezdőoldal, Irányítópult, Kurzusaim, Kurzusok, Hallgatói útmutató, Hírek - GYIK, and Linkek. Below the navigation bar, there is a large banner image showing various campus scenes, including a statue and buildings. To the right of the banner, there is a user profile dropdown menu for 'Enikő'. The menu items are: Profil, Pontok, Naptár, Üzenetek, Saját állományaim, Jelentések, Beállítások, Nyelv (highlighted with a red circle and the number 12), and Kilépés. Below the banner, there is a language selection dropdown menu titled 'Nyelvválasztó'. The menu items are: Deutsch (de), English (en) (highlighted with a green bar and a hand cursor), Español - internacional (es), Français (fr), and magyar (hu) (marked with a checkmark).

- Step 13 :Go to your neptun profile in another window of your browser, and select Subjects menu
- Step 14: Select Registered subjects submenu
- Step 15: select current semester
- Step 16: click on List button
- Step 17: copy the code of the first subject and go back to the e-learning site

 13 Menu

Menu search

TP Teszt Petya (JR9Z4U)
Mechanical Engineering B-GOD-N-EN... 463

Subject » Registered subjects

14

Registered subjects

Filter 1

Term
2021/22/1

15

Latest filter 0 (4 minutes ago) ☐ Keep filter open

Delete filter Filter list

0 / 10 credits earned

TERM
2021/22/1
Statement

Name	Code	Credit	No. of times registered for	Requirement
Physics and Chemistry	MATER017N	6	1	Exam
Engineering and Society 1	MUSZK234N	4	1	Practical grade

Top of page

17

- Step 18: select courses menu
- Step 19: select current semester
- Step 20: paste the copied subject code to search boks, then push enter on your keyboard, or click on magnifier icon

Home

Dashboard

My courses

18

Courses

Tutorial for Students

Resources

Hungarian University of Agriculture and Life Sciences (MATE) E-learning Portal

1st Semester 2024/2025

19

MATER037N

20

Q

Expand all

▶ 1st Semester 2024/2025

▶ Újgenerációs kurzusok

▶ MATE Doctoral Schools

▶ University Library and Archives

▶ Pályázati és intézményi koordináció, intézeti és tanszéki oldalak

▶ Felnőttképzés, szakképzés, tanfolyami képzések

▶ Previous years

▶ Pályaalkalmassági és motivációs teszt

Step 21: select the most appropriate course and click on its title

Step 22: and click on its title

Courses / Search / MATER037N

MATER037N



Hungarian University of Agriculture and Life Sciences (MATE) E-learning Portal

MATER037N



Search results: 6

[MATER037N - Advanced Engineering Mathematics - 2021/2022 - fall](#)

Teacher: Zoltán Sebestyén

Category: Institute of Mathematics and Basic Science

[MATER037N - Advanced Engineering Mathematics - 2022/2023 - fall](#)

Teacher: Zoltán Sebestyén

Category: Institute of Mathematics and Basic Science

[MATER037N - Advanced Engineering Mathematics - 2023/2024 - fall](#)

Teacher: Zoltán Sebestyén

Category: Institute of Mathematics and Basic Science

[MATER037N - Advanced Engineering Mathematics - 2024/2025 - fall](#)

Teacher: Zoltán Sebestyén

Category: Institute of Mathematics and Basic Science

[MATER037N - Mérnöki matematika - gépészmérnök keresztféléves nappali - 2022/2023-ősz](#)

Teacher: Zoltán Sebestyén

Category: Institute of Mathematics and Basic Science

[MATER037N - Mérnöki matematika - gépészmérnök nappali - 2024/2025-ősz](#)

Teacher: Zoltán Sebestyén

21

22

Step 22: if the course require enrolment key, please check your neptun message, because lecturers might have sent you the key in neptun message

Step 23: fill in the enrolment key in red box

Step 24: click on enrol me button

If there is no enrolment key required, then simply click on enrol me button

Please, repeate actions for each subjects

MATER037N - Advanced Engineering Mathematics - 2024/2025 - fall

Enrolment options

MATER037N - Advanced Engineering Mathematics - 2024/2025 - fall 🔍

Teacher: Zoltán Sebestyén

▼ Self enrolment (Student)

Enrolment key

23

24

Enrol me

25